



Volusia County Farm Tour

Welcome to the 42nd Annual Farm Tour highlighting Volusia County's agriculture. We are honored that you have found the time to gain a greater understanding of how important agriculture and the allied industries are to our state and to Volusia County's economy.

The Volusia County Farm Tour has been a popular fall tradition since 1981. The agricultural industry is the silent engine of the Volusia County economy where local farmers create jobs, feed families and pump more than \$780 million into the local economy.

The University of Florida/IFAS Extension office and the Volusia County Farm Bureau have partnered with eight local producers to highlight their farming techniques, their products, and their passion for agriculture. Everything from growing vegetables to raising livestock will be highlighted at this year's event and we hope you enjoy learning about Volusia County

2023 Farm Tour Stops

November 17th from 8:30am-2:00pm

Tour A (west)


- ♦ **Evans Fish Farm 8:30-9:30am**
1195 E Washington Ave, Pierson
- ♦ **H&H Greens 10:00-11:00am**
1990 Reynolds Rd, DeLeon Springs
- ♦ **Common Ground Farm 11:30-12:30pm**
1330 E Taylor Rd, DeLand
- ♦ **Persimmon Hollow Brewing Co. 1:00-2:00pm**
1635 Patterson Ave, DeLand

Tour B (east)

- ♦ **Yaupon Brothers American Tea 8:30-9:30am**
504 Pullman Rd, Edgewater
- ♦ **Benedict Farms 10:00-11:00am**
705 Airport Road, New Smyrna Beach
- ♦ **Innovation Arabians 11:30-12:30pm**
2552 Tomoka Farms Rd, Port Orange
- ♦ **Longleaf Pine Preserve 1:00-2:00pm**
3736 E New York Ave, DeLand

Event Possible Through Partnership With





Volusia County Farm Tour Info

Evans Fish Farm

Evans Farm is a 100 acre fish farm located in Pierson. It is one of the most progressive aquaculture facilities in Florida. See several species of sturgeon and other varieties of fish. The of the only American producers of premium farm-raised sturgeon caviar. Their brand, Anastasia Gold Caviar, is a classic rich nutty flavor perfect for any occasion. www.anastasiagoldcaviar.com



H&H Greens



H&H Greens has five generations of Florida farmers working and growing for you. Monaca and Tanner Campbell along with the rest of their staff grow a variety of greens and cut their products to meet the needs of wholesale and retail. They specialize in fresh cut Florida greens including the leather leaf fern, magnolia trees and seasonal varieties. Check out their website <https://www.hhgreensflorida.com>

Common Ground Farm

John and Pat Joslin are the owners of Common Ground Farm. What started out as a small garden has grown into a farm that is now in its twelfth season. They grow over thirty different vegetables and herbs using only organic practices. In addition, they offer classes ranging from canning to baking bread. It has become their passion to educate the public on what is happening to our food supply in the current commercial food industry and how it impacts our health. "We feel we are doing more to promote general health now than they ever did during our nursing careers." Check out their website <https://www.cgofarm.com/>



COMMON GROUND
FARM

Persimmon Hollow Brewing Co.



Robbie Carelli and Andy Sistrunk made their dream become reality in 2014 with the opening of the original brewery and taproom in DeLand. Brewers add hops in stages to affect the bitterness, flavor, and aroma. Persimmon Hollow Brewing is a place to gather for fun, for all to feel welcomed and a place to gather to give back to the community through educational and environmental causes. Today their beer can be found throughout Florida. This final stop will be a tour of the beer making process.

<https://persimmonhollowbrewing.com>



Volusia County Farm Tour Info

Yaupon Brothers American Tea Co.

Yaupon Brothers American Tea Co. wild-harvests, processes and ships Yaupon Holly tea all from our forest and factory in Volusia County. Yaupon Holly is the only naturally caffeinated plant species in North America and was at the center of Native American civilization for thousands of years. Their organic certified operation began in 2015 when two brothers, Bryon and Kyle White and Mark Steele formed Yaupon Brothers American Tea Co. They are committed to sustainable agriculture, providing local jobs, respecting Yaupon's native origins, and above all, making great tea. They produce several varieties of tea and all of them are based upon Yaupon Holly. They currently have 10,000 Yaupon trees in the ground at four tea plantations, <https://yauponbrothers.com>



Benedict Farms



Benedict Farms, located in Samsula, established circa 1934, and is built on family tradition. After many years of producing hay for their cattle, the farm is expanding by growing delicious seasonal vegetables to be enjoyed by their local community. They are rapidly growing to offer their community traditionally raised and grown just like grandma and grandpa did it.

Innovation Arabians

Innovation Arabians, one of Volusia county's largest horse farms, was founded in the 1980's by Dr. Diane Lapham of Port Orange. With five barns, four riding arenas, countless paddocks, and hundreds of acres of riding space, Innovation Arabians was originally designed as a training and breeding facility for nationally and internationally ranked Arabian and Half-Arabian horses. In 2021, Diane's daughter, Dr. Ava Lapham, and her husband Scott Clark took over management of the farm and have continued to put an emphasis on creating a true family farm. Innovation Arabians continues to offer boarding for all breeds, riding lessons, and summer camps, but also now boasts a Farm School program, birthday parties, a community garden, poultry breeding and sales, and an up-and-coming dairy operation with both goats and cattle. The farm also has a goal of establishing permaculture type cropping systems in the future that will sustainably create food for citizens of our community. Visit them here: www.Facebook.com/innovationarabians



Longleaf Pine Preserve

Longleaf Pine Preserve includes several natural communities, including mesic and wet flatwoods, cypress strands, cypress domes, and scrub. The preserve covers 12,005 acres and has two marked trails. The red trail is a 7 mile loop and the blue trail crosses 6 miles of the preserve. Trails are open to hiking, biking and horseback riding. Wildlife along the trails may include sandhill crane, great blue heron, river otter, bobcat, coyote, fox, deer, black bear and alligator. This stop will have the eco buggy tour.

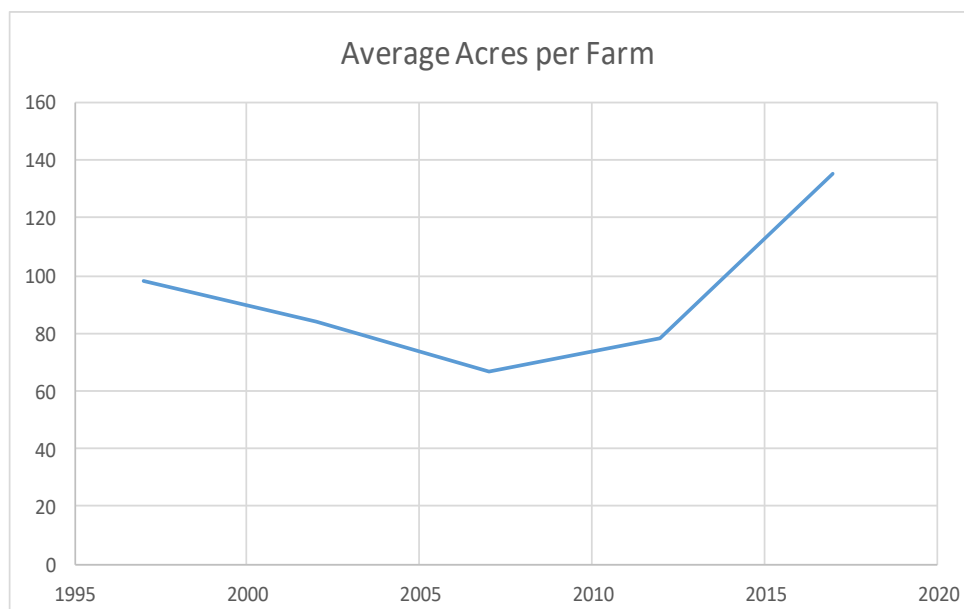
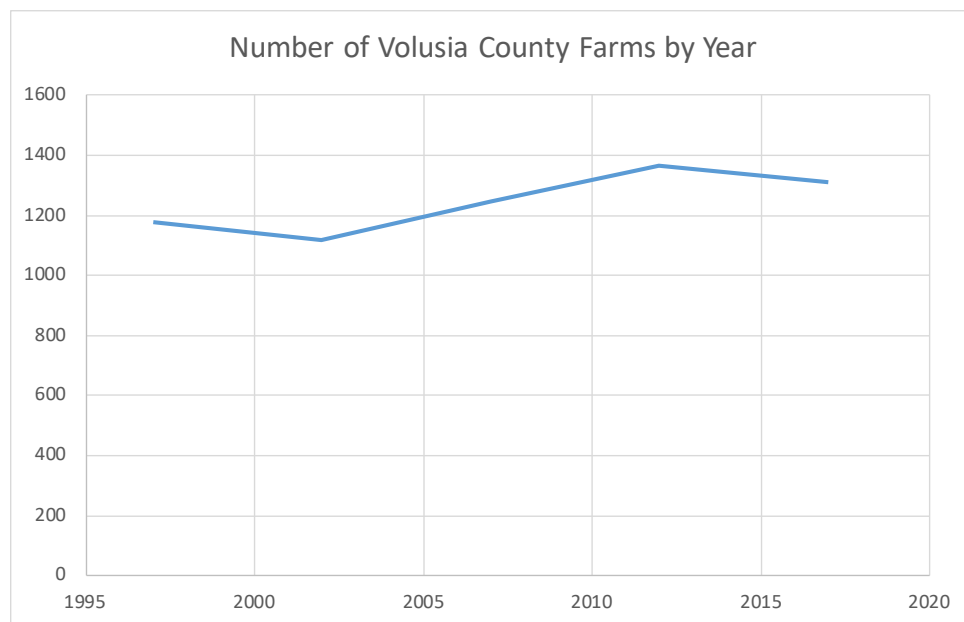




Volusia County Agriculture

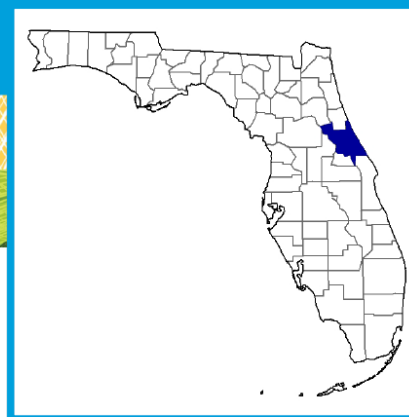
Agriculture remains strong in Volusia County. Volusia has a diverse economy in which agriculture plays a vital role. From 1995-2017 there was a 11% increase in the number of farms in the county and a 38% increase in the average size of these farms (acres). Within the county, there are 1,575 farms on over 114,284 acres that sell \$196,391,000 worth of agricultural products. As with all other industries, agriculture is dynamic. Agriculture is constantly evolving to accommodate consumer preferences, conservation of natural resources, and scientific and technological advances.

Examine the results from the 2017 USDA Census of Agriculture below and on the following pages.





Volusia County Florida



Total and Per Farm Overview, 2017 and change since 2012

	2017	% change since 2012
Number of farms	1,575	+16
Land in farms (acres)	114,284	+8
Average size of farm (acres)	73	-7
Total	(\$)	
Market value of products sold	196,391,000	+76
Government payments	1,139,000	-20
Farm-related income	5,153,000	+16
Total farm production expenses	137,605,000	+51
Net cash farm income	65,079,000	+147
Per farm average	(\$)	
Market value of products sold	124,693	+52
Government payments (average per farm receiving)	12,514	-4
Farm-related income	14,682	+24
Total farm production expenses	87,368	+31
Net cash farm income	41,320	+114

3 Percent of state agriculture sales

Share of Sales by Type (%)

Crops	93
Livestock, poultry, and products	7

Land in Farms by Use (%) ^a

Cropland	22
Pastureland	39
Woodland	29
Other	10

Acres irrigated: 9,232

8% of land in farms

Land Use Practices (% of farms)

No till	10
Reduced till	3
Intensive till	4
Cover crop	2

Farms by Value of Sales

	Number	Percent of Total ^a
Less than \$2,500	854	54
\$2,500 to \$4,999	156	10
\$5,000 to \$9,999	151	10
\$10,000 to \$24,999	143	9
\$25,000 to \$49,999	68	4
\$50,000 to \$99,999	50	3
\$100,000 or more	153	10

Farms by Size

	Number	Percent of Total ^a
1 to 9 acres	576	37
10 to 49 acres	733	47
50 to 179 acres	165	10
180 to 499 acres	59	4
500 to 999 acres	18	1
1,000 + acres	24	2

Market Value of Agricultural Products Sold

	Sales (\$1,000)	Rank in State ^b	Counties Producing Item	Rank in U.S. ^b	Counties Producing Item
Total	196,391	13	67	537	3,077
Crops	183,527	10	67	174	3,073
Grains, oilseeds, dry beans, dry peas	(D)	39	57	(D)	2,916
Tobacco	-	-	5	-	323
Cotton and cottonseed	-	-	13	-	647
Vegetables, melons, potatoes, sweet potatoes	2,522	33	65	491	2,821
Fruits, tree nuts, berries	4,256	24	65	225	2,748
Nursery, greenhouse, floriculture, sod	174,543	3	65	11	2,601
Cultivated Christmas trees, short rotation woody crops	(D)	20	36	(D)	1,384
Other crops and hay	2,153	25	65	1,136	3,040
Livestock, poultry, and products	12,864	29	67	1,960	3,073
Poultry and eggs	168	26	64	921	3,007
Cattle and calves	4,830	31	65	1,709	3,055
Milk from cows	4,750	13	38	614	1,892
Hogs and pigs	114	11	61	872	2,856
Sheep, goats, wool, mohair, milk	380	2	63	448	2,984
Horses, ponies, mules, burros, donkeys	1,294	8	66	133	2,970
Aquaculture	376	20	55	170	1,251
Other animals and animal products	953	17	67	188	2,878

Total Producers ^c	2,661	Percent of farms that:	Top Crops in Acres ^d		
Sex		Have internet access	76	Forage (hay/haylage), all	8,682
Male	1,531			Floriculture and bedding crops	2,205
Female	1,130			Cut flowers/greens	1,505
Age		Farm organically	(Z)	Nursery stock crops	1,211
<35	215			Oranges, all	990
35 – 64	1,624				
65 and older	822				
Race		Sell directly to consumers	9	Livestock Inventory (Dec 31, 2017)	
American Indian/Alaska Native	14	Hire farm labor	26	Broilers and other meat-type chickens	958
Asian	13			Cattle and calves	14,307
Black or African American	50			Goats	2,905
Native Hawaiian/Pacific Islander	-			Hogs and pigs	550
White	2,548			Horses and ponies	3,285
More than one race	36	Are family farms	96	Layers	7,387
Other characteristics				Pullets	2,340
Hispanic, Latino, Spanish origin	186			Sheep and lambs	751
With military service	340			Turkeys	278
New and beginning farmers	924				

See 2017 Census of Agriculture, U.S. Summary and State Data, for complete footnotes, explanations, definitions, commodity descriptions, and methodology.








^a May not add to 100% due to rounding. ^b Among counties whose rank can be displayed. ^c Data collected for a maximum of four producers per farm.

^d Crop commodity names may be shortened; see full names at www.nass.usda.gov/go/cropnames.pdf. ^e Position below the line does not indicate rank. (D) Withheld to avoid disclosing data for individual operations. (NA) Not available. (Z) Less than half of the unit shown. (-) Represents zero.



Florida Produce

SEASONAL AVAILABILITY CALENDAR

	JAN	FEB	MAR	APR	MAY	JUN	JUL	AUG	SEP	OCT	NOV	DEC
 Avocado												
 Bell Pepper												
 Blueberry												
 Broccoli												
 Cabbage												
 Cantaloupe												
 Carrot												
 Cauliflower												
 Celery												
 Collard Greens												
 Cucumber												
 Eggplant												
 Grapefruit												
 Lettuce												
 Mango												
 Mushroom												
 Orange												
 Peach												
 Potato												
 Radish												
 Snap Beans												
 Spinach												
 Squash												
 Strawberry												
 Sweet Corn												
 Tangerine												
 Tomato												
 Watermelon												



IN SEASON






















NOT IN SEASON



Florida Seafood

SEASONAL AVAILABILITY CALENDAR

	JAN	FEB	MAR	APR	MAY	JUN	JUL	AUG	SEP	OCT	NOV	DEC
 Alligator												
 Blue Crab												
 Clams												
 Flounder												
 Grouper												
 King Mackerel												
 Mahi-Mahi												
 Mullet												
 Mullet Roe												
 Oysters												
 Pompano												
 Snapper												
 Shrimp												
 Spanish Mackerel												
 Spiny Lobster												
 Stone Crab Claws												
 Swordfish												
 Tilefish												
 Yellowfin Tuna												



IN SEASON



NOT IN SEASON